

FORMATS & SIZES

SQUARE SIZE (cm.)



5x5 x 2/1,6/1,2
7,5x7,5x2/1,6/1,2
10x10 x2 or 1,6
12,5x12,5x1,2
15x15x2/1,6/1,2
20x20 x 2 or 1,6
30x30 x 2
40x40 x 3
50x50 x 3

RECTANGLE SIZE (cm.)



5x7,5 x2/1,6/1,2
5x10 x2/1,6/1,2
5x15 x2/1,6/1,2
5x20 x 2 or 1,6
7,5x15x2/1,6/1,2
7,5x30 x 2
10x15x2/1,6/1,2
10x20 x 2 or 1,6
10x30 x 2
15x20 x 2 or 1,6
15x30 x 2
20x30 x 2
22x36 x 2
20x40 x 2
25x60 x 3

HEXAGON SIZE (cm.)



7,5 x 1,6
15 x 1,6
20 x 2

STRIPE SIZE (cm.)



2,5x10x2/1,6/1,2
5x15 x2/1,6/1,2
5x20 x 2 or 1,6
10x30 x 2

PICKET SIZE (cm.)



2,5x12x2/1,6/1,2
5x20 x 2 or 1,6
10x20 x 2 or 1,6
5x25 x 2
7,5x28 x 2

PENTAGON "S" SIZE (cm.)



10x10x2/1,6/1,2
15x15x2/1,6/1,2
20x20 x 2 or 1,6
30x30 x 2

10x10: Only available with Square Dot.
Use Dot "P" 2,5x2,5 x2/1,6/1,2
Specify DOT SHAPE: Square, Diamond,
Round, Star or Flower

PENTAGON "R" SIZE (cm.)



10x15x2/1,6/1,2
15x20 x 2/1,6
15x30 x 2
20x40 x 2

10x15: Only available with Square Dot.
Use Dot "P" 2,5x2,5 x2/1,6/1,2
Specify DOT SHAPE: Square, Diamond,
Round, Star or Flower

OCTAGON "S" SIZE (cm.)



10x10x2/1,6/1,2
15x15x2/1,6/1,2
20x20 x 2 or 1,6
30x30 x 2

10x10: Only available with Square Dot.
Use Dot "P" 2,5x2,5 x2/1,6/1,2
Specify DOT SHAPE: Square, Diamond,
Round, Star or Flower

OCTAGON "R" SIZE (cm.)



10x15x2/1,6/1,2
15x20 x 2/1,6
15x30 x 2
20x40 x 2

10x15: Only available with Square Dot.
Use Dot "P" 2,5x2,5 x2/1,6/1,2
Specify DOT SHAPE: Square, Diamond,
Round, Star or Flower

DOT "P" SIZE (cm.) (For Picket+Dot Pattern)



1,2 x 2/1,6/1,2
2,5 x 2/1,6/1,2
3,8 x2/1,6
7 x2/1,6

DOT "W" SIZE (cm.) (For Basketweave Pattern)



2,5x2,5x1,6/1,2
5x5 x 2/1,6
7,5x7,5 x2/1,6

ARABESQUE SIZE (cm.)



13x15 x 1,6
25x28 x 2

MORESQUE SIZE (cm.)



11,5x15 x 1,6
23x30 x 2

STAR SIZE (cm.)



10x10 x 1,2
15x15 x 2

CROSS SIZE (cm.)



10x10 x 1,2
15x15 x 2

Arabesque STAR SIZE (cm.)



15x15 x 1,6

Arabesque CROSS SIZE (cm.)



15x15 x 1,6

FORMATS & SIZES

Dots & Dots Combinations

SQUARE Dot SIZE (cm.)



5x5 x 2/1,6/1,2
7,5x7,5x2/1,6/1,2
10x10x2/1,6/1,2
15x15x2/1,6/1,2

DIAMOND Dot SIZE (cm.)



5 x 2/1,6/1,2
7,5 x 2/1,6/1,2
10 x 2/1,6/1,2
15 x 2/1,6/1,2

BASE "B" Edge (1 Long Side)



SIZE (cm.)

5x10 x 2 or 1,6
5x15 x 2 or 1,6
10x10 x 2 or 1,6
10x20 x 2 or 1,6
10x30 x 2
15x15 x 2 or 1,6
15x30 x 2
12,5x60 x 3

ROUND Dot SIZE (cm.)



5x5 x 2/1,6/1,2
7,5x7,5x2/1,6/1,2
10x10x2/1,6/1,2
15x15x2/1,6/1,2

ROUND Dot COMB. SIZE (cm.) (For ROUND Dot only)



5x5 x 2/1,6/1,2
7,5x7,5x2/1,6/1,2
10x10x2/1,6/1,2
15x15x2/1,6/1,2

STAIR TREAD "B" Edge (1 Side) SIZE (cm.)



30x30 x 2
40x40 x 2,5

STAR Dot SIZE (cm.)



5x5 x 2/1,6/1,2
7,5x7,5x2/1,6/1,2
10x10x2/1,6/1,2
15x15x2/1,6/1,2

STAR Dot COMB. SIZE (cm.) (For STAR Dot only)



5x5 x 2/1,6/1,2
7,5x7,5x2/1,6/1,2
10x10x2/1,6/1,2
15x15x2/1,6/1,2

STAIR TREAD "R" Edge (1 Side) SIZE (cm.)



30x30 x 2
40x40 x 2,5

FLOWER Dot SIZE (cm.)



5x5 x 2/1,6/1,2
7,5x7,5x2/1,6/1,2
10x10x2/1,6/1,2
15x15x2/1,6/1,2

FLOWER Dot COMB. SIZE (cm.) (For FLOWER Dot only)



5x5 x 2/1,6/1,2
7,5x7,5x2/1,6/1,2
10x10x2/1,6/1,2
15x15x2/1,6/1,2

STAIR TRD. "M" SIZE (cm.)



30x33 x 2,5
33x33 x2,5 Contr.

NOT available in Glamour VINTAGE (GVT) Texture.

EDGE WORKS



"F" EDGE: Finished Straight Edge. With same finish process as the tile surface.



"B" EDGE: Finished and 1/4 Round Edge. With same finish process as the tile surface.




"R" EDGE: Finished and 1/2 Round Edge. With same finish process as the tile surface.

All Edge Works are available in all formats and sizes.
Specify edge type and edges to be finished per tile.

MOSAIC (Mesh Mounted)

SQUARE-ST (Straight)

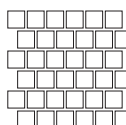
SIZE (cm.)



2,5x2,5 x 1,2
5x5 x 1,2

SQUARE-BK (Break Joint)

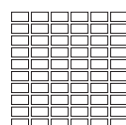
SIZE (cm.)



2,5x2,5 x 1,2
5x5 x 1,2

RECTNGL.-ST (Straight)

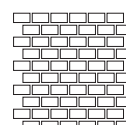
SIZE (cm.)



2,5x5 x 1,2
2,5x7,5 x 1,2

RECTNGL.-BK (Break Joint)

SIZE (cm.)



2,5x5 x 1,2
2,5x7,5 x 1,2

TESSERA MOSAIC

For all layout and design options of mosaic designs see
TESSERA Handcrafted Mosaic Designs section in this catalog (Pages 77 to 115)

Recommended Applications: See Recommended Applications Chart, by Texture and by Color Group, in Technical Data section, to ensure the right choice for the intended purpose. **Availability:** Allow 2 to 12 weeks for production (average 4 to 8 weeks), depending on order quantity and stock availability. Please specify TEXTURE code and COLOR code for each item. **Color and Size Variation:** All items have the usual size and thickness variation of hand molded terracotta tile. Color variation is normal and should be expected in all hand made products. **Custom Production:** All items are made per order. 40% Deposit is required to confirm order. No cancellations allowed.

Moldings

- *SIZE: 1,5x2,2x20 cm.*



Pencil Molding GRM-01-GOAW

- *SIZE: 3x4x20 cm.*



Cigar Molding GRM-02-GOAW

- *SIZE: 4,5x19 cm.*



Ogee Molding GRM-05-GOAW

- *SIZE: 7,5x19 cm.*



OG & Rope - OR Molding GRM-06-GOAW

- *PROFILES: All Profile drawings are shown in scale 1:2 (Multiply by TWO all measurements from drawings to get actual tile sizes)*

Recommended Applications: See Recommended Applications Chart, by Texture and by Color Group, in Technical Data section, to ensure the right choice for the intended purpose. **Availability:** Allow 2 to 12 weeks for production (average 4 to 8 weeks), depending on order quantity and stock availability. Please specify TEXTURE code and COLOR code for each item. **Color and Size Variation:** All items have the usual size and thickness variation of hand molded terracotta tile. Color variation is normal and should be expected in all hand made products. **Custom Production:** All items are made per order. 40% Deposit is required to confirm order. No cancellations allowed.